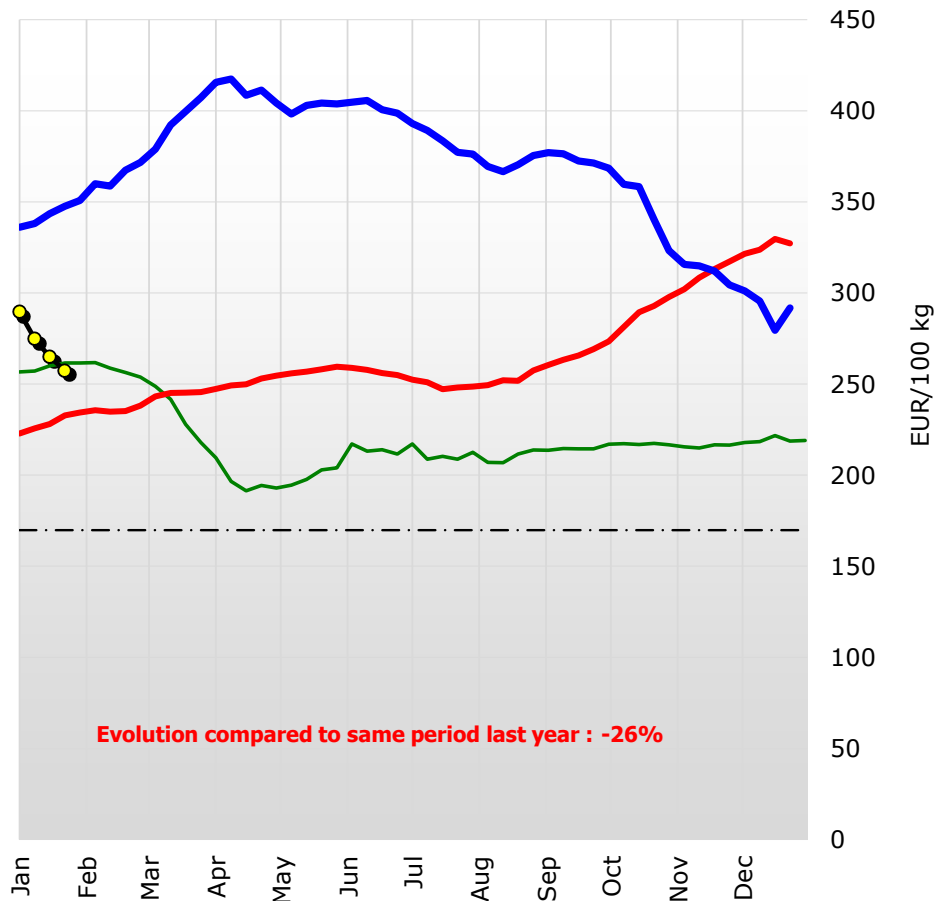


EU averages of main dairy commodities

(Source: Regulation (EU) No 2017/1185 Article 11 - Annex I.7)

Weekly EU SMP Prices

Latest price : 257 EUR/100kg

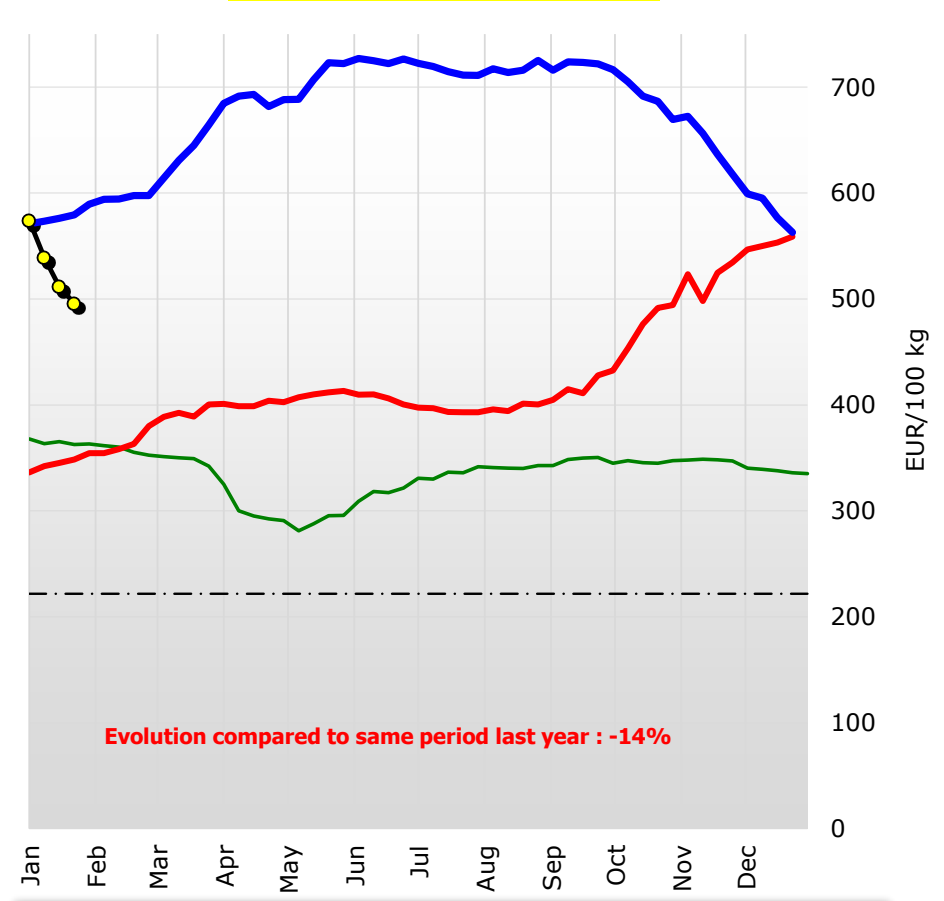


Evolution compared to same period last year : -26%

— 2020 — 2021 — 2022 —●— 2023 - - - IP 2009

Weekly EU BUTTER Prices

Latest price : 496 EUR/100kg

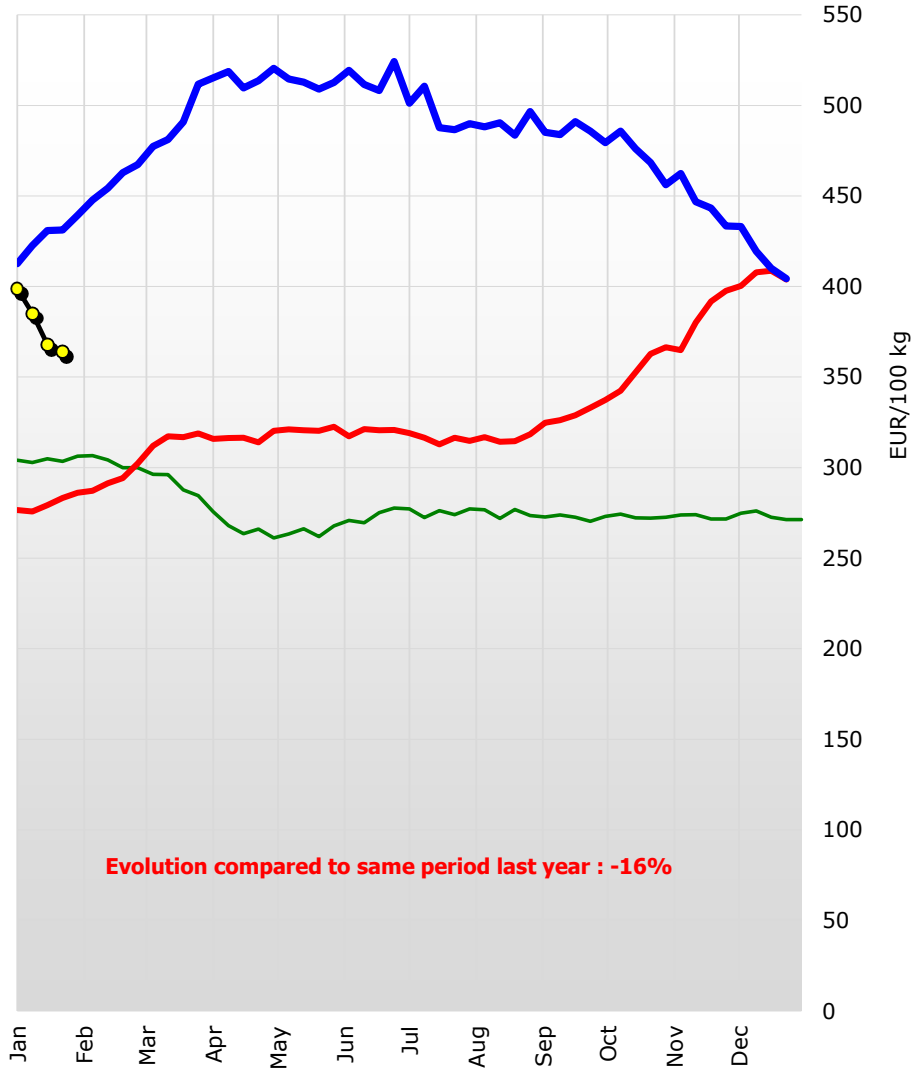


Evolution compared to same period last year : -14%

— 2020 — 2021 — 2022 —●— 2023 - - - IP 2009


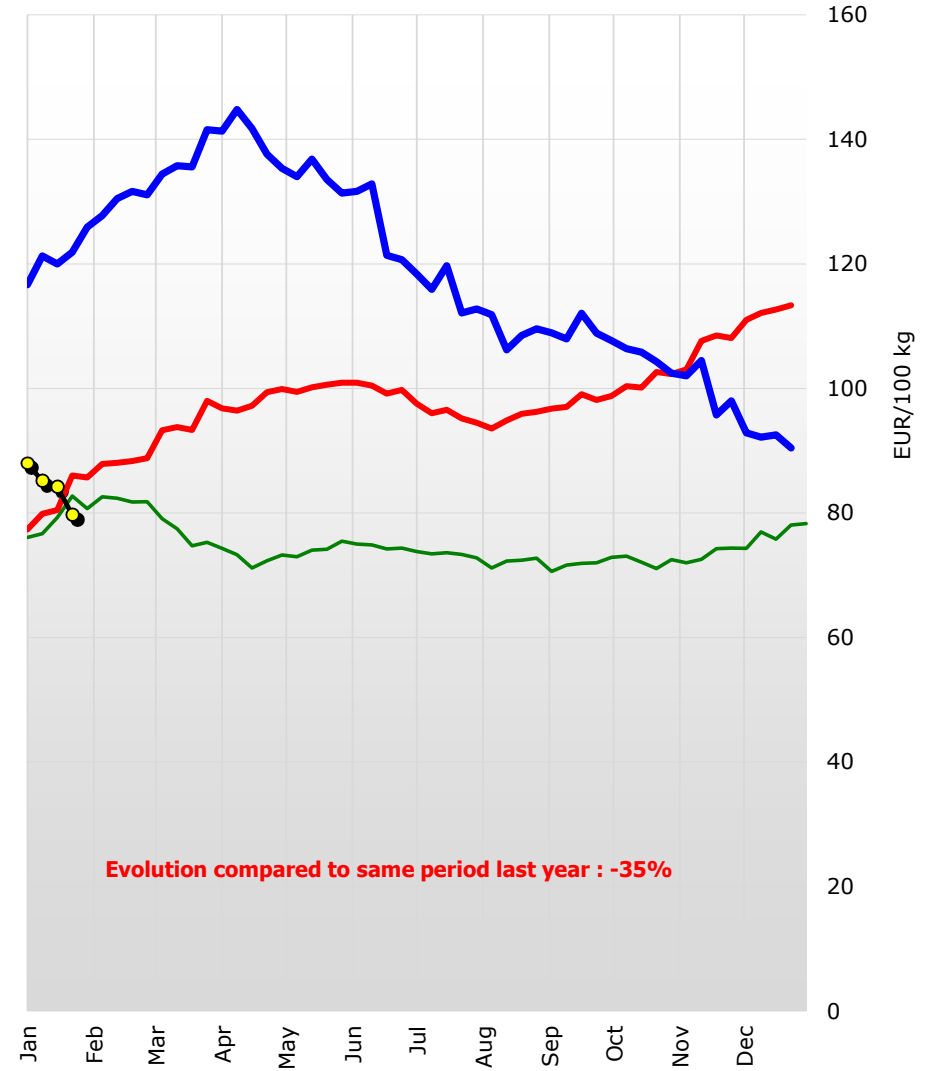
Weekly EU WMP Prices

Latest price : 364 EUR/100kg



Weekly EU WheyPowder Prices

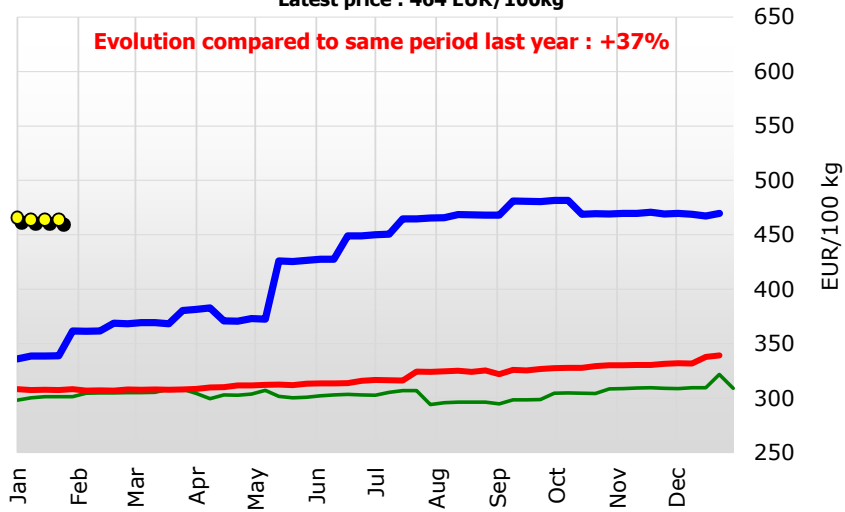
Latest price : 80 EUR/100kg



Weekly EU CHEDDAR Prices

Latest price : 464 EUR/100kg

Evolution compared to same period last year : +37%

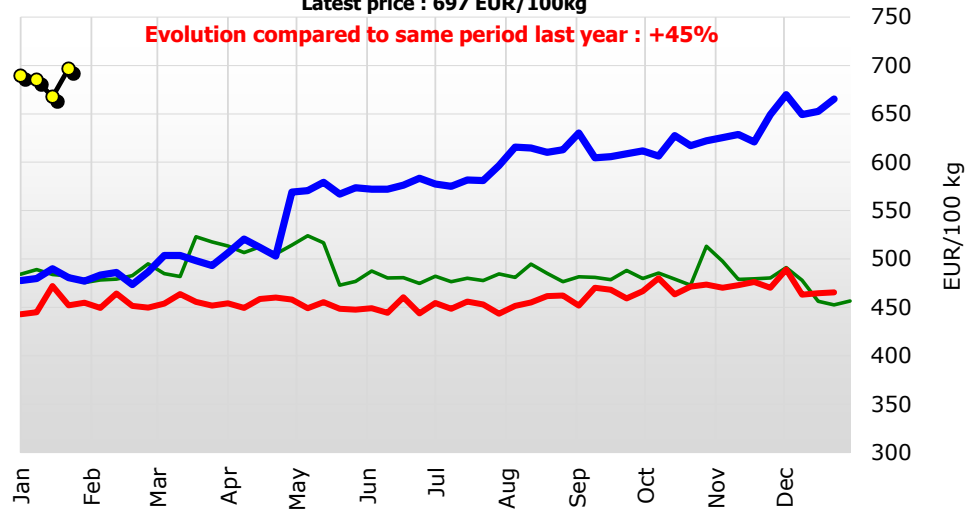


— 2020 — 2021 — 2022 —●— 2023

Weekly EU EMMENTAL Prices

Latest price : 697 EUR/100kg

Evolution compared to same period last year : +45%

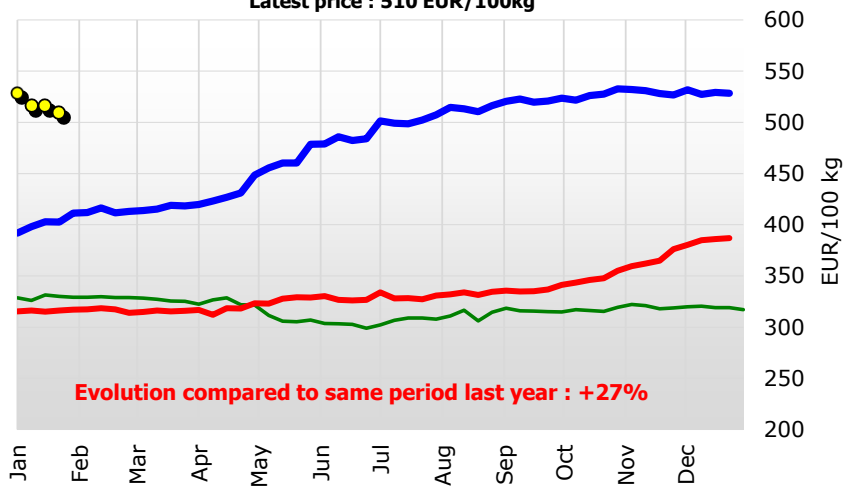


— 2020 — 2021 — 2022 —●— 2023

Weekly EU GOUDA Prices

Latest price : 510 EUR/100kg

Evolution compared to same period last year : +27%

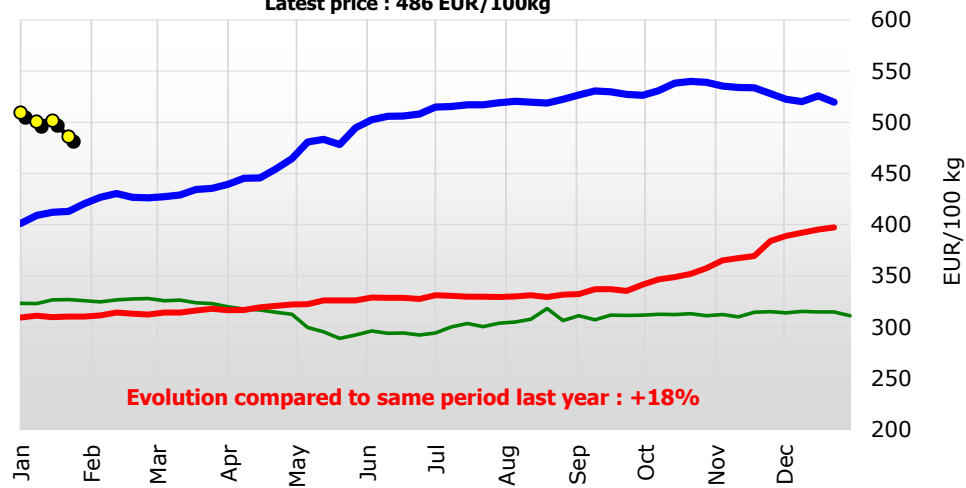


— 2020 — 2021 — 2022 —●— 2023

Weekly EU EDAM Prices

Latest price : 486 EUR/100kg

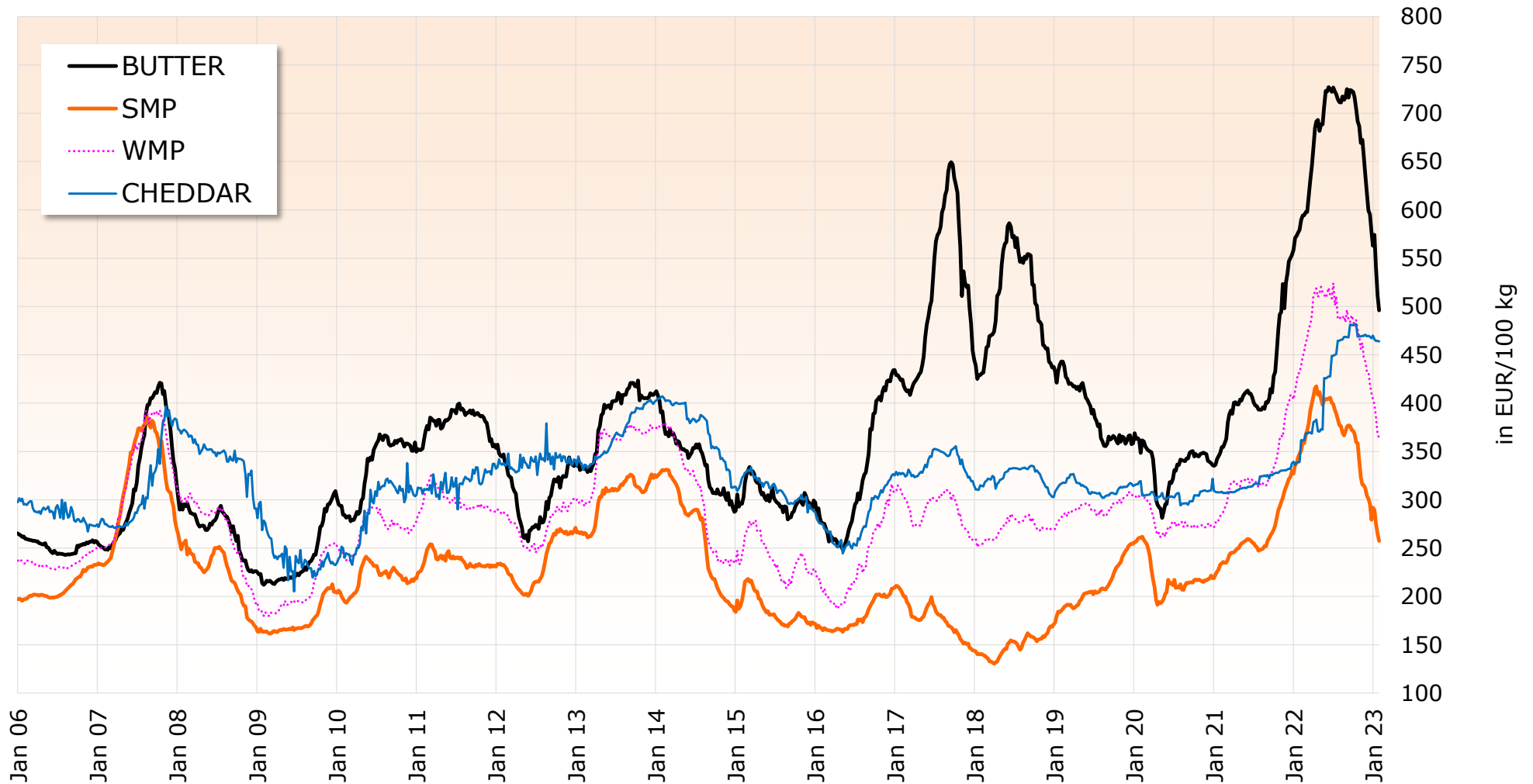
Evolution compared to same period last year : +18%



— 2020 — 2021 — 2022 —●— 2023

EU evolutive* dairy Quotations

(EU Average Prices based on MS communication and weighted by production)



Source: Regulation (EU) No 2017/1185 Article 11 - Annex I.7

* EU evolutive: EU-15 (before 2004), EU-25 (2004 to 2006), EU-27 (2007 to 2013), EU-28 (2013 to 01/2020), EU-27 without UK (from 02/2020 onwards)

EU Internal Market Prices of Dairy Products

Source: Regulation (EU) No 2017/1185 Article 11 - Annex I.7

BUTTER	SMP	WMP	CHEDDAR	EDAM	GOUDA	EMMENTAL	WHEYPowDER
--------	-----	-----	---------	------	-------	----------	------------

Latest Quotations : week 4 ending 29/01/2023

in EUR/100 kg

	496	257	364	464	486	510	697	80
% last week	- 3.0%	- 2.8%	- 1.1%	- 0.1%	- 3.2%	- 1.2%	+ 4.4%	- 5.3%
% year - 1	- 14%	- 26%	- 16%	+ 37%	+ 18%	+ 27%	+ 45%	- 35%

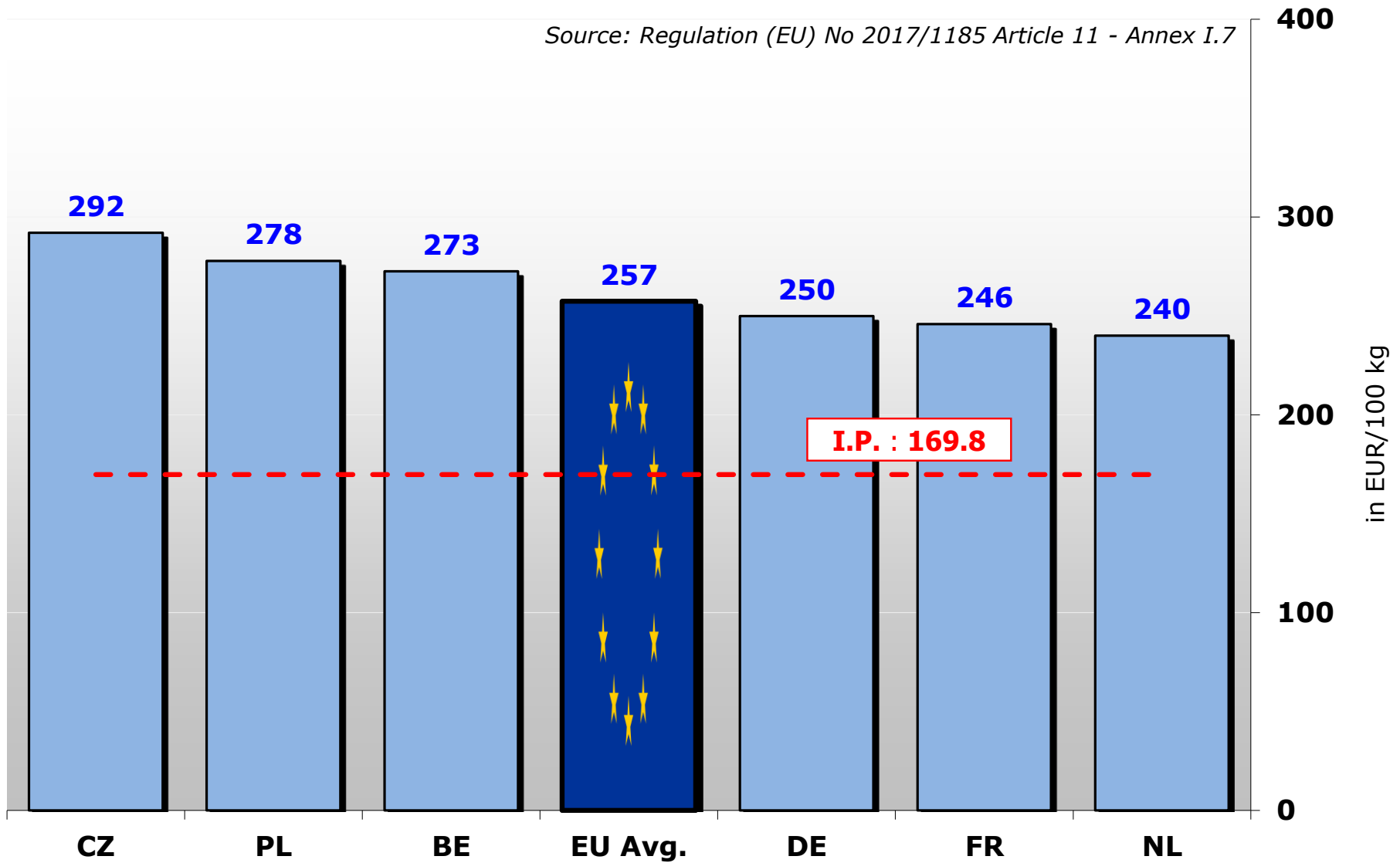
Week ending :

in EUR/100 kg

05/06/2022	722	404	513	426	495	479	574	131
12/06/2022	727	405	519	427	503	479	572	132
19/06/2022	725	406	512	428	506	486	572	133
26/06/2022	722	401	508	449	506	482	576	121
03/07/2022	727	399	524	449	508	484	584	121
10/07/2022	722	393	501	450	515	501	578	118
17/07/2022	720	389	511	451	515	499	575	116
24/07/2022	715	384	488	465	517	498	582	120
31/07/2022	711	377	487	465	517	502	581	112
07/08/2022	711	376	490	465	519	507	597	113
14/08/2022	717	369	488	466	521	515	616	112
21/08/2022	714	367	490	469	520	513	615	106
28/08/2022	716	370	484	468	519	511	610	109
04/09/2022	725	376	497	468	522	516	613	110
11/09/2022	716	377	485	468	527	521	630	109
18/09/2022	724	376	484	481	531	523	605	108
25/09/2022	723	372	491	481	530	520	606	112
02/10/2022	722	371	486	481	527	521	609	109
09/10/2022	717	369	479	482	526	524	612	108
16/10/2022	705	360	486	482	531	522	606	106
23/10/2022	692	358	476	469	538	526	628	106
30/10/2022	687	340	468	469	540	528	617	104
06/11/2022	669	323	456	469	539	533	622	102
13/11/2022	672	316	462	470	535	532	625	102
20/11/2022	656	315	447	470	534	531	629	104
27/11/2022	636	312	443	471	534	528	621	96
04/12/2022	618	304	433	469	528	527	649	98
11/12/2022	599	301	433	470	523	532	670	93
18/12/2022	595	296	419	469	520	527	649	92
25/12/2022	577	280	410	467	526	529	653	93
01/01/2023	563	292	404	470	520	528	665	90
08/01/2023	574	289	399	466	509	528	690	88
15/01/2023	539	275	385	464	500	516	685	85
22/01/2023	512	265	368	464	502	516	668	84
29/01/2023	496	257	364	464	486	510	697	80

EU S.M.P. Prices (up to 29.01.2023)

Source: Regulation (EU) No 2017/1185 Article 11 - Annex I.7



EU BUTTER Prices (up to 29.01.2023)

Source : Regulation (EU) No 2017/1185 Article 11 - Annex I.7

